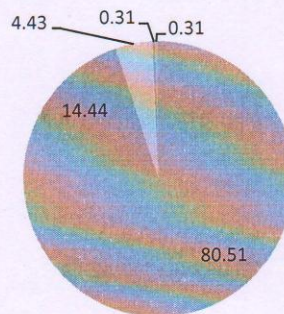



**Result Analysis of Student Satisfaction Survey on Teaching Learning Proces  
Session 2021-22**

Question no.	% of Option 4	% of Option 3	% of Option 2	% of Option 1	% of Option 0
1	94.44	5.55	0.00	0.00	0.00
2	100	0.00	0.00	0.00	0.00
3	100	0.00	0.00	0.00	0.00
4	88.88	5.55	5.55	0.00	0.00
5	94.44	5.55	0.00	0.00	0.00
6	100	0.00	0.00	0.00	0.00
7	100	0.00	0.00	0.00	0.00
8	88.88	11.11	0.00	0.00	0.00
9	88.88	5.55	5.55	0.00	0.00
10	94.44	0.00	5.55	0.00	0.00
11	94.44	0.00	5.55	0.00	0.00
12	100	0.00	0.00	0.00	0.00
13	94.44	5.55	0.00	0.00	0.00
14	94.44	5.55	0.00	0.00	0.00
15	83.83	16.16	0.00	0.00	0.00
16	83.83	16.16	0.00	0.00	0.00
17	61.11	38.88	0.00	0.00	0.00
18	27.27	55.55	19.16	0.00	0.00
19	27.27	50.00	16.16	5.55	0.00
20	33.33	38.88	22.22	0.00	5.55

Question no.	% of Option 4	% of Option 3	% of Option 2	% of Option 1	% of Option 0
1to20	80.51	14.44	4.43	0.31	0.31

**Result of students satisfaction survey on  
Teaching learning and Evaluation**



  
**Dr. L.S. Ladke**  
 PRINCIPAL  
 N.S. Science & Arts College  
 Bhadrawati, Dist-Chandrapur

**Bhadrawati Shikshan Sanstha, Bhadrawati**  
**Nilkanthrao Shinde Science & Arts College, Bhadrawati, Dist. Chandrapur**  
**Student Satisfaction Survey- Academic Session 2021-2022**

**Guidelines for Students**

As per the format and the direction of NAAC (National Assessment and accreditation council) Bangalore, our college is conducting a student satisfaction survey regarding Teaching-learning and Evaluation, Which will help to upgrade the quality in higher education. A student will have to respond to all the questions given in the following format with her/his sincere effort and thought.

Her/his identity will not be revealed.

A) Please confirm this is the first and only time you answer this survey. Yes / No

B) Name of Students (Optional) ... Pavan D. Dehaokar ..... Gender: M / F

C) Class B.Sc. I<sup>st</sup> Year Faculty: Science / Arts

Subject Offered .... (PCM) physics chemistry mathematics.....


**Instructions to fill the questionnaire**

- All questions should be compulsorily attempted.
- Each question has five responses, choose the most appropriate one.
- The response to the qualitative question no. 21 is student's opportunity to give suggestions or improvements; she/he can also mention weaknesses of the institute here. (Kindly restrict your response to teaching learning process only)

**Teaching-Learning and Evaluation**  
**Student Satisfaction Survey on Teaching Learning Process**

**Following are questions for online student satisfaction survey regarding teaching Learning process.**

1. How much of the syllabus was covered in the class?  
 4) 85 to 100%      3) 70 to 84%      2) 55 to 69%      1) 30 to 54%      0) Below 30%
2. How well did the teachers prepare for the classes?  
  4) Thoroughly      3) Satisfactorily      2) Poorly      1) Indifferently      0) Won't teach at all
3. How well were the teachers able to communicate?  
 4) Always effective      3) Sometimes effective      2) Just satisfactorily      1) Generally effective      0) Very Poor
4. The teacher's approach to teaching can best be described as  
 4) Excellent      3) Very good      2) Good      1) Fair      0) Poor
5. Fairness of the internal evaluation process by the teachers.  
 4) Always fair      3) Usually fair      2) Sometimes unfair      1) Usually unfair      0) Unfair
6. Was your performance in assignments discussed with you?  
 4) Every time      3) Usually      2) Sometimes      1) Rarely      0) Never
7. The institute takes active interest in promoting internship, Student exchange and field visit opportunities for students.  
 4) Regularly      3) Often      2) Sometimes      1) Rarely      0) Never

  
**Dr. I. S. Ladhe**  
**PRINCIPAL**  
**N.S. Science & Arts College**  
**Bhadrawati, Dist- Chandrapur**



8. The teaching and mentoring process in your institution facilitates you in cognitive, social and emotional growth.  
 4) Significantly    3) Very well    2) Moderately    1) Marginally    0) Not at all
9. The institution provides multiple opportunities to learn and grow.  
 4) Strongly agree    3) Agree    2) Neutral    1) Disagree    0) Strongly disagree
10. Teachers inform you about your expected competencies, course outcomes and programme outcomes.  
 4) Every time    3) Usually    2) Sometimes    1) Rarely    0) Never
11. Your mentor does a necessary follow-up with an assigned task to you.  
 4) Every time    3) Usually    2) Sometimes    1) Rarely    0) I don't have a mentor
12. The teachers illustrate the concepts through examples and applications.  
 4) Every time    3) Usually    2) Sometimes    1) Rarely    0) Never
13. The teachers identify your strengths and encourage you with providing right level of challenges.  
 4) Fully    3) Reasonably    2) Partially    1) Slightly    0) Unable to
14. Teachers are able to identify your weaknesses and help you to overcome them.  
 4) Every time    3) Usually    2) Sometimes    1) Rarely    0) Never
15. The institution makes effort to engage students in the monitoring, review and continuous quality improvement of the teaching learning process.  
 4) Strongly agree    3) Agree    2) Neutral    1) Disagree    0) Strongly disagree
16. The institute/teachers use student centric methods, such as experiential learning, participative learning and problem solving methodologies for enhancing learning experiences.  
 4) To a great extent    3) Moderate    2) Somewhat    1) Very little    0) Not at all
17. Teachers encourage you to participate in extracurricular activities.  
 4) Strongly agree     3) Agree    2) Neutral    1) Disagree    0) Strongly disagree
18. Efforts are made by the institute/teachers to inculcate soft skills, life skills and employability skills to make you ready for the world of work.  
 4) To a great extent     3) Moderate    2) Somewhat    1) Very little    0) Not at all
19. What percentage of teachers use ICT tools such as LCD projector, Multimedia, etc. while teaching.  
 4) Above 90%     3) 70 - 89%    2) 50 - 69%    1) 30 - 49%    0) Below 29%
20. The overall quality of teaching-learning process in your institute is very good.  
 4) Strongly agree     3) Agree    2) Neutral    1) Disagree    0) Strongly disagree
21. Give three observation / suggestions to improve the overall teaching - learning experience in your institution.

- a) An a study school  
 b) Improve the playground  
 c)

*Ladke*  
**Dr. L.S. Ladke**  
 PRINCIPAL  
 N.S. Science & Arts College  
 Bhadrawati, Dist-Chandrapur

Bhadrawati Shikshan Sanstha, Bhadrawati  
Nilkanthrao Shinde Science & Arts College, Bhadrawati, Dist. Chandrapur  
Student Satisfaction Survey- Academic Session 2021-2022

**Guidelines for Students**

As per the format and the direction of NAAC (National Assessment and accreditation council) Bangalore, our college is conducting a student satisfaction survey regarding Teaching-learning and Evaluation, Which will help to upgrade the quality in higher education. A student will have to respond to all the questions given in the following format with her/his sincere effort and thought.

Her/his identity will not be revealed.

A) Please confirm this is the first and only time you answer this survey. Yes / No  Yes  No

B) Name of Students (Optional) ..... SHALONI ANIL KUMAR ..... Gender:  M /  F

C) Class B.Sc I<sup>st</sup> year Faculty: Science / Arts

Subject Offered ..... CHEMISTRY, Zoology, BOTANY, English

**Instructions to fill the questionnaire**

- All questions should be compulsorily attempted.
- Each question has five responses, choose the most appropriate one.
- The response to the qualitative question no. 21 is student's opportunity to give suggestions or improvements; she/he can also mention weaknesses of the institute here. (Kindly restrict your response to teaching learning process only)

**Teaching-Learning and Evaluation**  
**Student Satisfaction Survey on Teaching Learning Process**

Following are questions for online student satisfaction survey regarding teaching Learning process.

1. How much of the syllabus was covered in the class?  
4) 85 to 100%  3) 70 to 84%  2) 55 to 69%  1) 30 to 54%  0) Below 30%
2. How well did the teachers prepare for the classes?  
 4) Thoroughly  3) Satisfactorily  2) Poorly  1) Indifferently  0) Won't teach at all
3. How well were the teachers able to communicate?  
 4) Always effective  3) Sometimes effective  2) Just satisfactorily  1) Generally effective  0) Very Poor
4. The teacher's approach to teaching can best be described as  
4) Excellent  3) Very good  2) Good  1) Fair  0) Poor
5. Fairness of the internal evaluation process by the teachers.  
4) Always fair  3) Usually fair  2) Sometimes unfair  1) Usually unfair  0) Unfair
6. Was your performance in assignments discussed with you?  
 4) Every time  3) Usually  2) Sometimes  1) Rarely  0) Never
7. The institute takes active interest in promoting internship, Student exchange and field visit opportunities for students.  
 4) Regularly  3) Often  2) Sometimes  1) Rarely  0) Never

  
Dr. L.S. Ladke  
PRINCIPAL  
N.S. Science & Arts College  
Bhadrawati, Dist-Chandrapur



8. The teaching and mentoring process in your institution facilitates you in cognitive, social and emotional growth.  
 4) Significantly    ~~3) Very well~~    2) Moderately    1) Marginally    0) Not at all
9. The institution provides multiple opportunities to learn and grow.  
 4) Strongly agree    ~~3) Agree~~    2) Neutral    1) Disagree    0) Strongly disagree
10. Teachers inform you about your expected competencies, course outcomes and programme outcomes.  
 4) Every time    3) Usually    ~~2) Sometimes~~    1) Rarely    0) Never
11. Your mentor does a necessary follow-up with an assigned task to you.  
 4) Every time    3) Usually    ~~2) Sometimes~~    1) Rarely    0) I don't have a mentor
12. The teachers illustrate the concepts through examples and applications.  
~~4) Every time~~    3) Usually    2) Sometimes    1) Rarely    0) Never
13. The teachers identify your strengths and encourage you with providing right level of challenges.  
 4) Fully    ~~3) Reasonably~~    2) Partially    1) Slightly    0) Unable to
14. Teachers are able to identify your weaknesses and help you to overcome them.  
 4) Every time    ~~3) Usually~~    2) Sometimes    1) Rarely    0) Never
15. The institution makes effort to engage students in the monitoring, review and continuous quality improvement of the teaching learning process.  
 4) Strongly agree    ~~3) Agree~~    2) Neutral    1) Disagree    0) Strongly disagree
16. The institute/teachers use student centric methods, such as experiential learning, participative learning and problem solving methodologies for enhancing learning experiences.  
 4) To a great extent    ~~3) Moderate~~    2) Somewhat    1) Very little    0) Not at all
17. Teachers encourage you to participate in extracurricular activities.  
 4) Strongly agree    ~~3) Agree~~    2) Neutral    1) Disagree    0) Strongly disagree
18. Efforts are made by the institute/teachers to inculcate soft skills, life skills and employability skills to make you ready for the world of work.  
 4) To a great extent    ~~3) Moderate~~    2) Somewhat    1) Very little    0) Not at all
19. What percentage of teachers use ICT tools such as LCD projector, Multimedia, etc. while teaching.  
 4) Above 90%    ~~3) 70 – 89%~~    2) 50 – 69%    1) 30 – 49%    0) Below 29%
20. The overall quality of teaching-learning process in your institute is very good.  
 4) Strongly agree    3) Agree    ~~2) Neutral~~    1) Disagree    0) Strongly disagree
21. Give three observation / suggestions to improve the overall teaching – learning experience in your institution.

- a) Play ground is good.
- b) Auditorium is not there.
- c) wifi facility should be provided  
gladke

Bhadrawati Shikshan Sanstha, Bhadrawati  
Nilkanthrao Shinde Science & Arts College, Bhadrawati, Dist. Chandrapur  
Student Satisfaction Survey- Academic Session 2021-2022

**Guidelines for Students**

As per the format and the direction of NAAC (National Assessment and accreditation council) Bangalore, our college is conducting a student satisfaction survey regarding Teaching-learning and Evaluation, Which will help to upgrade the quality in higher education. A student will have to respond to all the questions given in the following format with her/his sincere effort and thought.

Her/his identity will not be revealed.

A) Please confirm this is the first and only time you answer this survey.  Yes /  No

B) Name of Students (Optional) ..... Snehal Vijay Patkar ..... Gender: M /  F

C) Class D.Sc. 1<sup>st</sup> year Faculty: Science / Arts

Subject Offered ..... P.C.M. Marathi, English .....


**Instructions to fill the questionnaire**

- All questions should be compulsorily attempted.
- Each question has five responses, choose the most appropriate one.
- The response to the qualitative question no. 21 is student's opportunity to give suggestions or improvements; she/he can also mention weaknesses of the institute here. (Kindly restrict your response to teaching learning process only)

**Teaching-Learning and Evaluation  
Student Satisfaction Survey on Teaching Learning Process**

**Following are questions for online student satisfaction survey regarding teaching Learning process.**

1. How much of the syllabus was covered in the class?  
 4) 85 to 100%      3) 70 to 84%      2) 55 to 69%      1) 30 to 54%      0) Below 30%
2. How well did the teachers prepare for the classes?  
  4) Thoroughly      3) Satisfactorily      2) Poorly      1) Indifferently      0) Won't teach at all
3. How well were the teachers able to communicate?  
 4) Always effective      3) Sometimes effective      2) Just satisfactorily      1) Generally effective      0) Very Poor
4. The teacher's approach to teaching can best be described as  
 4) Excellent      3) Very good      2) Good      1) Fair      0) Poor
5. Fairness of the internal evaluation process by the teachers.  
 4) Always fair      3) Usually fair      2) Sometimes unfair      1) Usually unfair      0) Unfair
6. Was your performance in assignments discussed with you?  
 4) Every time      3) Usually      2) Sometimes      1) Rarely      0) Never
7. The institute takes active interest in promoting internship, Student exchange and field visit opportunities for students.  
 4) Regularly      3) Often      2) Sometimes      1) Rarely      0) Never

  
**Dr. L. S. Ladke**  
PRINCIPAL  
N.S. Science & Arts College  
Bhadrawati, Dist-Chandrapur



8. The teaching and mentoring process in your institution facilitates you in cognitive, social and emotional growth.  
 4) Significantly    3) Very well    2) Moderately    1) Marginally    0) Not at all
9. The institution provides multiple opportunities to learn and grow.  
 4) Strongly agree    3) Agree    2) Neutral    1) Disagree    0) Strongly disagree
10. Teachers inform you about your expected competencies, course outcomes and programme outcomes.  
 4) Every time    3) Usually    2) Sometimes    1) Rarely    0) Never
11. Your mentor does a necessary follow-up with an assigned task to you.  
 4) Every time    3) Usually    2) Sometimes    1) Rarely    0) I don't have a mentor
12. The teachers illustrate the concepts through examples and applications.  
 4) Every time    3) Usually    2) Sometimes    1) Rarely    0) Never
13. The teachers identify your strengths and encourage you with providing right level of challenges.  
 4) Fully    3) Reasonably    2) Partially    1) Slightly    0) Unable to
14. Teachers are able to identify your weaknesses and help you to overcome them.  
 4) Every time    3) Usually    2) Sometimes    1) Rarely    0) Never
15. The institution makes effort to engage students in the monitoring, review and continuous quality improvement of the teaching learning process.  
 4) Strongly agree    3) Agree    2) Neutral    1) Disagree    0) Strongly disagree
16. The institute/teachers use student centric methods, such as experiential learning, participative learning and problem solving methodologies for enhancing learning experiences.  
 4) To a great extent    3) Moderate    2) Somewhat    1) Very little    0) Not at all
17. Teachers encourage you to participate in extracurricular activities.  
 4) Strongly agree     3) Agree    2) Neutral    1) Disagree    0) Strongly disagree
18. Efforts are made by the institute/teachers to inculcate soft skills, life skills and employability skills to make you ready for the world of work.  
 4) To a great extent    3) Moderate     2) Somewhat    1) Very little    0) Not at all
19. What percentage of teachers use ICT tools such as LCD projector, Multimedia, etc. while teaching.  
 4) Above 90%    3) 70 – 89%    2) 50 – 69%     1) 30 – 49%    0) Below 29%
20. The overall quality of teaching-learning process in your institute is very good.  
 4) Strongly agree    3) Agree    2) Neutral    1) Disagree     0) Strongly disagree
21. Give three observation / suggestions to improve the overall teaching – learning experience in your institution.

- a) To improve playground
- b) Arrange industrial tours
- c) No wifi facility.

*Ladke*  
**Dr. L.S. Ladke**  
 PRINCIPAL  
 N.S. Science & Arts College  
 Bhadrawati, Dist-Chandrapur

Bhadrawati Shikshan Sanstha, Bhadrawati  
Nilkanthrao Shinde Science & Arts College, Bhadrawati, Dist. Chandrapur  
Student Satisfaction Survey- Academic Session 2021-2022

**Guidelines for Students**

As per the format and the direction of NAAC (National Assessment and accreditation council) Bangalore, our college is conducting a student satisfaction survey regarding Teaching-learning and Evaluation, Which will help to upgrade the quality in higher education. A student will have to respond to all the questions given in the following format with her/his sincere effort and thought.

Her/his identity will not be revealed.

A) Please confirm this is the first and only time you answer this survey. Yes / No

B) Name of Students (Optional) ..... Saniya Habib Sheikh ..... Gender: M / F

C) Class B.Sc. 1st year Faculty: Science / Arts

Subject Offered ..... Computer Science .....


**Instructions to fill the questionnaire**

- All questions should be compulsorily attempted.
- Each question has five responses, choose the most appropriate one.
- The response to the qualitative question no. 21 is student's opportunity to give suggestions or improvements; she/he can also mention weaknesses of the institute here. (Kindly restrict your response to teaching learning process only)

**Teaching-Learning and Evaluation  
Student Satisfaction Survey on Teaching Learning Process**

Following are questions for online student satisfaction survey regarding teaching Learning process.

1. How much of the syllabus was covered in the class?  
 4) 85 to 100%      3) 70 to 84%      2) 55 to 69%      1) 30 to 54%      0) Below 30%
2. How well did the teachers prepare for the classes?  
 4) Thoroughly      3) Satisfactorily      2) Poorly      1) Indifferently      0) Won't teach at all
3. How well were the teachers able to communicate?  
 4) Always effective      3) Sometimes effective      2) Just satisfactorily      1) Generally effective      0) Very Poor
4. The teacher's approach to teaching can best be described as  
 4) Excellent      3) Very good      2) Good      1) Fair      0) Poor
5. Fairness of the internal evaluation process by the teachers.  
 4) Always fair      3) Usually fair      2) Sometimes unfair      1) Usually unfair      0) Unfair
6. Was your performance in assignments discussed with you?  
 4) Every time      3) Usually      2) Sometimes      1) Rarely      0) Never
7. The institute takes active interest in promoting internship, Student exchange and field visit opportunities for students.  
 4) Regularly      3) Often      2) Sometimes      1) Rarely      0) Never

  
Dr. L.S. Ladke  
PRINCIPAL  
N.S. Science & Arts College  
Bhadrawati, Dist-Chandrapur



8. The teaching and mentoring process in your institution facilitates you in cognitive, social and emotional growth.  
 4) Significantly      3) Very well      2) Moderately      1) Marginally      0) Not at all
9. The institution provides multiple opportunities to learn and grow.  
 4) Strongly agree      3) Agree      2) Neutral      1) Disagree      0) Strongly disagree
10. Teachers inform you about your expected competencies, course outcomes and programme outcomes.  
 4) Every time      3) Usually      2) Sometimes      1) Rarely      0) Never
11. Your mentor does a necessary follow-up with an assigned task to you.  
 4) Every time      3) Usually      2) Sometimes      1) Rarely      0) I don't have a mentor
12. The teachers illustrate the concepts through examples and applications.  
 4) Every time      3) Usually      2) Sometimes      1) Rarely      0) Never
13. The teachers identify your strengths and encourage you with providing right level of challenges.  
 4) Fully      3) Reasonably      2) Partially      1) Slightly      0) Unable to
14. Teachers are able to identify your weaknesses and help you to overcome them.  
 4) Every time      3) Usually      2) Sometimes      1) Rarely      0) Never
15. The institution makes effort to engage students in the monitoring, review and continuous quality improvement of the teaching learning process.  
 4) Strongly agree      3) Agree      2) Neutral      1) Disagree      0) Strongly disagree
16. The institute/teachers use student centric methods, such as experiential learning, participative learning and problem solving methodologies for enhancing learning experiences.  
 4) To a great extent      3) Moderate      2) Somewhat      1) Very little      0) Not at all
17. Teachers encourage you to participate in extracurricular activities.  
 4) Strongly agree      3) Agree      2) Neutral      1) Disagree      0) Strongly disagree
18. Efforts are made by the institute/teachers to inculcate soft skills, life skills and employability skills to make you ready for the world of work.  
 4) To a great extent      3) Moderate      2) Somewhat      1) Very little      0) Not at all
19. What percentage of teachers use ICT tools such as LCD projector, Multimedia, etc. while teaching.  
 3) 70 – 89%      2) 50 – 69%      1) 30 – 49%      0) Below 29%
20. The overall quality of teaching-learning process in your institute is very good.  
 4) Strongly agree      3) Agree      2) Neutral      1) Disagree      0) Strongly disagree
21. Give three observation / suggestions to improve the overall teaching – learning experience in your institution.

- a) Arrange study ~~stands~~ room
- b) Improve the playground
- c) Arrange the dance classes.

*Ladke*  
**Dr. L.S. Ladke**  
 PRINCIPAL  
 N.S. Science & Arts College  
 Bhadrawati, Dist-Chandrapur

Bhadrawati Shikshan Sanstha, Bhadrawati  
Nilkanthrao Shinde Science & Arts College, Bhadrawati, Dist. Chandrapur  
Student Satisfaction Survey- Academic Session 2021-2022

**Guidelines for Students**

As per the format and the direction of NAAC (National Assessment and accreditation council) Bangalore, our college is conducting a student satisfaction survey regarding Teaching-learning and Evaluation, Which will help to upgrade the quality in higher education. A student will have to respond to all the questions given in the following format with her/his sincere effort and thought.

Her/his identity will not be revealed.

A) Please confirm this is the first and only time you answer this survey. Yes / No

B) Name of Students (Optional) Prajakta Natthu Bodhane Gender: M /  F

C) Class BSc-II<sup>nd</sup> year Faculty: Science / Arts

Subject Offered physics, chemistry, math.

**Instructions to fill the questionnaire**

- All questions should be compulsorily attempted.
- Each question has five responses, choose the most appropriate one.
- The response to the qualitative question no. 21 is student's opportunity to give suggestions or improvements; she/he can also mention weaknesses of the institute here. (Kindly restrict your response to teaching learning process only)

**Teaching-Learning and Evaluation  
Student Satisfaction Survey on Teaching Learning Process**

Following are questions for online student satisfaction survey regarding teaching Learning process.

1. How much of the syllabus was covered in the class?

- 4) 85 to 100%      3) 70 to 84%      2) 55 to 69%      1) 30 to 54%      0) Below 30%

2. How well did the teachers prepare for the classes?

- 4) Thoroughly      3) Satisfactorily      2) Poorly      1) Indifferently      0) Won't teach at all

3. How well were the teachers able to communicate?

- 4) Always effective      3) Sometimes effective      2) Just satisfactorily      1) Generally effective      0) Very Poor

4. The teacher's approach to teaching can best be described as

- 4) Excellent      3) Very good      2) Good      1) Fair      0) Poor

5. Fairness of the internal evaluation process by the teachers.


- 4) Always fair      3) Usually fair      2) Sometimes unfair      1) Usually unfair      0) Unfair

6. Was your performance in assignments discussed with you?

- 4) Every time      3) Usually      2) Sometimes      1) Rarely      0) Never

7. The institute takes active interest in promoting internship, Student exchange and field visit opportunities for students.

- 4) Regularly      3) Often      2) Sometimes      1) Rarely      0) Never

  
**Dr. L.S. Ladke**  
PRINCIPAL  
N.S. Science & Arts College  
Bhadrawati, Dist- Chandrapur



8. The teaching and mentoring process in your institution facilitates you in cognitive, social and emotional growth.  
 4) Significantly      3) Very well    2) Moderately    1) Marginally    0) Not at all
9. The institution provides multiple opportunities to learn and grow.  
 4) Strongly agree      3) Agree      2) Neutral      1) Disagree    0) Strongly disagree
10. Teachers inform you about your expected competencies, course outcomes and programme outcomes.  
 4) Every time      3) Usually      2) Sometimes    1) Rarely      0) Never
11. Your mentor does a necessary follow-up with an assigned task to you.  
 4) Every time      3) Usually      2) Sometimes    1) Rarely      0) I don't have a mentor
12. The teachers illustrate the concepts through examples and applications.  
 4) Every time      3) Usually      2) Sometimes    1) Rarely      0) Never
13. The teachers identify your strengths and encourage you with providing right level of challenges.  
 4) Fully      3) Reasonably    2) Partially    1) Slightly    0) Unable to
14. Teachers are able to identify your weaknesses and help you to overcome them.  
 4) Every time      3) Usually      2) Sometimes    1) Rarely      0) Never
15. The institution makes effort to engage students in the monitoring, review and continuous quality improvement of the teaching learning process.  
 4) Strongly agree      3) Agree      2) Neutral      1) Disagree    0) Strongly disagree
16. The institute/teachers use student centric methods, such as experiential learning, participative learning and problem solving methodologies for enhancing learning experiences.  
 4) To a great extent    3) Moderate    2) Somewhat    1) Very little    0) Not at all
17. Teachers encourage you to participate in extracurricular activities.  
 4) Strongly agree      3) Agree      2) Neutral      1) Disagree    0) Strongly disagree
18. Efforts are made by the institute/teachers to inculcate soft skills, life skills and employability skills to make you ready for the world of work.  
 4) To a great extent     3) Moderate    2) Somewhat    1) Very little    0) Not at all
19. What percentage of teachers use ICT tools such as LCD projector, Multimedia, etc. while teaching.  
 4) Above 90%       3) 70 - 89%    2) 50 - 69%    1) 30 - 49%    0) Below 29%
20. The overall quality of teaching-learning process in your institute is very good.  
 4) Strongly agree       3) Agree      2) Neutral      1) Disagree    0) Strongly disagree
21. Give three observation / suggestions to improve the overall teaching - learning experience in your institution.

- a) Reading rooms in the library should be increase  
 b) Hygiene in washroom should be maintained  
 c) Clean washroom is on regular bases.

*S. Ladke*  
 Dr. L. S. Ladke  
 PRINCIPAL  
 N.S. Science & Arts College  
 Bhadrawati, Dist-Chandrapur

Bhadrawati Shikshan Sanstha, Bhadrawati  
**Nilkanthrao Shinde Science & Arts College, Bhadrawati, Dist. Chandrapur**  
**Student Satisfaction Survey- Academic Session 2021-2022**

**Guidelines for Students**

As per the format and the direction of NAAC (National Assessment and accreditation council) Bangalore, our college is conducting a student satisfaction survey regarding Teaching-learning and Evaluation, Which will help to upgrade the quality in higher education. A student will have to respond to all the questions given in the following format with her/his sincere effort and thought.

Her/his identity will not be revealed.

A) Please confirm this is the first and only time you answer this survey. Yes / No

B) Name of Students (Optional) priya vijay karekar Gender: M / F

C) Class B.Sc III yr Faculty: Science / Arts

Subject Offered CS (computer-science)

**Instructions to fill the questionnaire**

- All questions should be compulsorily attempted.
- Each question has five responses, choose the most appropriate one.
- The response to the qualitative question no. 21 is student's opportunity to give suggestions or improvements; she/he can also mention weaknesses of the institute here. (Kindly restrict your response to teaching learning process only)

**Teaching-Learning and Evaluation**  
**Student Satisfaction Survey on Teaching Learning Process**

Following are questions for online student satisfaction survey regarding teaching Learning process.


1. How much of the syllabus was covered in the class?  
 4) 85 to 100%    3) 70 to 84%    2) 55 to 69%    1) 30 to 54%    0) Below 30%
2. How well did the teachers prepare for the classes?  
 4) Thoroughly    3) Satisfactorily    2) Poorly    1) Indifferently    0) Won't teach at all
3. How well were the teachers able to communicate?  
 4) Always effective    3) Sometimes effective    2) Just satisfactorily    1) Generally effective    0) Very Poor
4. The teacher's approach to teaching can best be described as  
 4) Excellent    3) Very good    2) Good    1) Fair    0) Poor
5. Fairness of the internal evaluation process by the teachers.  
 4) Always fair    3) Usually fair    2) Sometimes unfair    1) Usually unfair    0) Unfair
6. Was your performance in assignments discussed with you?  
 4) Every time    3) Usually    2) Sometimes    1) Rarely    0) Never
7. The institute takes active interest in promoting internship, Student exchange and field visit opportunities for students.  
 4) Regularly    3) Often    2) Sometimes    1) Rarely    0) Never

*Sladke*  
**Dr. L.S. Ladke**  
PRINCIPAL  
N.S. Science & Arts College  
Bhadrawati, Dist-Chandrapur



8. The teaching and mentoring process in your institution facilitates you in cognitive, social and emotional growth.  
 4) Significantly    3) Very well    2) Moderately    1) Marginally    0) Not at all
9. The institution provides multiple opportunities to learn and grow.  
 4) Strongly agree    3) Agree    2) Neutral    1) Disagree    0) Strongly disagree
10. Teachers inform you about your expected competencies, course outcomes and programme outcomes.  
 4) Every time    3) Usually    2) Sometimes    1) Rarely    0) Never
11. Your mentor does a necessary follow-up with an assigned task to you.  
 4) Every time    3) Usually    2) Sometimes    1) Rarely    0) I don't have a mentor
12. The teachers illustrate the concepts through examples and applications.  
 4) Every time    3) Usually    2) Sometimes    1) Rarely    0) Never
13. The teachers identify your strengths and encourage you with providing right level of challenges.  
 4) Fully    3) Reasonably    2) Partially    1) Slightly    0) Unable to
14. Teachers are able to identify your weaknesses and help you to overcome them.  
 4) Every time    3) Usually    2) Sometimes    1) Rarely    0) Never
15. The institution makes effort to engage students in the monitoring, review and continuous quality improvement of the teaching learning process.  
 4) Strongly agree    3) Agree    2) Neutral    1) Disagree    0) Strongly disagree
16. The institute/teachers use student centric methods, such as experiential learning, participative learning and problem solving methodologies for enhancing learning experiences.  
 4) To a great extent    3) Moderate    2) Somewhat    1) Very little    0) Not at all
17. Teachers encourage you to participate in extracurricular activities.  
 4) Strongly agree     3) Agree    2) Neutral    1) Disagree    0) Strongly disagree
18. Efforts are made by the institute/teachers to inculcate soft skills, life skills and employability skills to make you ready for the world of work.  
 4) To a great extent     3) Moderate    2) Somewhat    1) Very little    0) Not at all
19. What percentage of teachers use ICT tools such as LCD projector, Multimedia, etc. while teaching.  
 4) Above 90%     3) 70 – 89%     2) 50 – 69%     1) 30 – 49%     0) Below 29%
20. The overall quality of teaching-learning process in your institute is very good.  
 4) Strongly agree     3) Agree    2) Neutral    1) Disagree    0) Strongly disagree
21. Give three observation / suggestions to improve the overall teaching – learning experience in your institution.

- a) play ground is small  
 b) arrang study frequency  
 c) in sufficuent instrument in lab

  
**Dr. L.S. Ladke**  
 PRINCIPAL  
 N.S. Science & Arts College  
 Bhadrawati, Dist-Chandrapur

Bhadrawati Shikshan Sanstha, Bhadrawati  
Nilkanthrao Shinde Science & Arts College, Bhadrawati, Dist. Chandrapur  
Student Satisfaction Survey- Academic Session 2021-2022

**Guidelines for Students**

As per the format and the direction of NAAC (National Assessment and accreditation council) Bangalore, our college is conducting a student satisfaction survey regarding Teaching-learning and Evaluation, Which will help to upgrade the quality in higher education. A student will have to respond to all the questions given in the following format with her/his sincere effort and thought.

Her/his identity will not be revealed.

A) Please confirm this is the first and only time you answer this survey. Yes / No  Yes  No

B) Name of Students (Optional) ..... Chavthri Anil Askar ..... Gender: M / F  M  F

C) Class .. BSc II Year ..... Faculty: Science / Arts  Science  Arts

Subject Offered ..... Chemistry, Botany, Zoology .....

**Instructions to fill the questionnaire**


- All questions should be compulsorily attempted.
- Each question has five responses, choose the most appropriate one.
- The response to the qualitative question no. 21 is student's opportunity to give suggestions or improvements; she/he can also mention weaknesses of the institute here. (Kindly restrict your response to teaching learning process only)

**Teaching-Learning and Evaluation**  
**Student Satisfaction Survey on Teaching Learning Process**

Following are questions for online student satisfaction survey regarding teaching Learning process.

1. How much of the syllabus was covered in the class?  
 4) 85 to 100%     3) 70 to 84%     2) 55 to 69%     1) 30 to 54%     0) Below 30%
2. How well did the teachers prepare for the classes?  
 4) Thoroughly     3) Satisfactorily     2) Poorly     1) Indifferently     0) Won't teach at all
3. How well were the teachers able to communicate?  
 4) Always effective     3) Sometimes effective     2) Just satisfactorily     1) Generally effective     0) Very Poor
4. The teacher's approach to teaching can best be described as  
 4) Excellent     3) Very good     2) Good     1) Fair     0) Poor
5. Fairness of the internal evaluation process by the teachers.  
 4) Always fair     3) Usually fair     2) Sometimes unfair     1) Usually unfair     0) Unfair
6. Was your performance in assignments discussed with you?  
 4) Every time     3) Usually     2) Sometimes     1) Rarely     0) Never
7. The institute takes active interest in promoting internship, Student exchange and field visit opportunities for students.  
 4) Regularly     3) Often     2) Sometimes     1) Rarely     0) Never

Dr. L. S. Ladke  
PRINCIPAL  
N.S. Science & Arts College  
Bhadrawati, Dist. Chandrapur

  
Dr. L. S. Ladke  
PRINCIPAL  
N.S. Science & Arts College  
Bhadrawati, Dist. Chandrapur



8. The teaching and mentoring process in your institution facilitates you in cognitive, social and emotional growth.  
 4) Significantly 3) Very well 2) Moderately 1) Marginally 0) Not at all
9. The institution provides multiple opportunities to learn and grow.  
 4) Strongly agree 3) Agree 2) Neutral 1) Disagree 0) Strongly disagree
10. Teachers inform you about your expected competencies, course outcomes and programme outcomes.  
 4) Every time 3) Usually 2) Sometimes 1) Rarely 0) Never
11. Your mentor does a necessary follow-up with an assigned task to you.  
 4) Every time 3) Usually 2) Sometimes 1) Rarely 0) I don't have a mentor
12. The teachers illustrate the concepts through examples and applications.  
 4) Every time 3) Usually 2) Sometimes 1) Rarely 0) Never
13. The teachers identify your strengths and encourage you with providing right level of challenges.  
 4) Fully 3) Reasonably 2) Partially 1) Slightly 0) Unable to
14. Teachers are able to identify your weaknesses and help you to overcome them.  
 4) Every time 3) Usually 2) Sometimes 1) Rarely 0) Never
15. The institution makes effort to engage students in the monitoring, review and continuous quality improvement of the teaching learning process.  
 4) Strongly agree 3) Agree 2) Neutral 1) Disagree 0) Strongly disagree
16. The institute/teachers use student centric methods, such as experiential learning, participative learning and problem solving methodologies for enhancing learning experiences.  
 4) To a great extent 3) Moderate 2) Somewhat 1) Very little 0) Not at all
17. Teachers encourage you to participate in extracurricular activities.  
 4) Strongly agree 3) Agree 2) Neutral 1) Disagree 0) Strongly disagree
18. Efforts are made by the institute/teachers to inculcate soft skills, life skills and employability skills to make you ready for the world of work.  
 4) To a great extent 3) Moderate 2) Somewhat 1) Very little 0) Not at all
19. What percentage of teachers use ICT tools such as LCD projector, Multimedia, etc. while teaching.  
 4) Above 90% 3) 70 - 89% 2) 50 - 69% 1) 30 - 49% 0) Below 29%
20. The overall quality of teaching-learning process in your institute is very good.  
 4) Strongly agree 3) Agree 2) Neutral 1) Disagree 0) Strongly disagree
21. Give three observation / suggestions to improve the overall teaching - learning experience in your institution.

- a) Arrange study to frequently
- b) play ground is to small
- c) Arranged school bus.

*Ladke*  
 Dr. L.S. Ladke  
 PRINCIPAL  
 N.S. Science & Arts College  
 Bhadrawati, Dist-Chandrapur

**Bhadrawati Shikshan Sanstha, Bhadrawati**  
**Nilkanthrao Shinde Science & Arts College, Bhadrawati, Dist. Chandrapur**  
**Student Satisfaction Survey- Academic Session 2021-2022**

**Guidelines for Students**

As per the format and the direction of NAAC (National Assessment and accreditation council) Bangalore, our college is conducting a student satisfaction survey regarding Teaching-learning and Evaluation, Which will help to upgrade the quality in higher education. A student will have to respond to all the questions given in the following format with her/his sincere effort and thought.

Her/his identity will not be revealed.

A) Please confirm this is the first and only time you answer this survey. Yes / No  Yes  No

B) Name of Students (Optional) Tanvi Prakash Nimbalkar Gender: M / F  M  F

C) Class B.Sc. IInd year Faculty: Science / Arts

Subject Offered physics, Maths, computer science

**Instructions to fill the questionnaire**

- All questions should be compulsorily attempted.
- Each question has five responses, choose the most appropriate one.
- The response to the qualitative question no. 21 is student's opportunity to give suggestions or improvements; she/he can also mention weaknesses of the institute here. (Kindly restrict your response to teaching learning process only)

**Teaching-Learning and Evaluation**  
**Student Satisfaction Survey on Teaching Learning Process**

**Following are questions for online student satisfaction survey regarding teaching Learning process.**

1. How much of the syllabus was covered in the class?  
 4) 85 to 100%    3) 70 to 84%    2) 55 to 69%    1) 30 to 54%    0) Below 30%
2. How well did the teachers prepare for the classes?  
 4) Thoroughly    3) Satisfactorily    2) Poorly    1) Indifferently    0) Won't teach at all
3. How well were the teachers able to communicate?  
 4) Always effective    3) Sometimes effective    2) Just satisfactorily    1) Generally effective    0) Very Poor
4. The teacher's approach to teaching can best be described as  
 4) Excellent    3) Very good    2) Good    1) Fair    0) Poor
5. Fairness of the internal evaluation process by the teachers.  
 4) Always fair    3) Usually fair    2) Sometimes unfair    1) Usually unfair    0) Unfair
6. Was your performance in assignments discussed with you?  
 4) Every time    3) Usually    2) Sometimes    1) Rarely    0) Never
7. The institute takes active interest in promoting internship, Student exchange and field visit opportunities for students.  
 4) Regularly    3) Often    2) Sometimes    1) Rarely    0) Never

  
**Dr. L.S. Ladke**  
PRINCIPAL  
N.S. Science & Arts College  
Bhadrawati, Dist. Chandrapur



8. The teaching and mentoring process in your institution facilitates you in cognitive, social and emotional growth.  
 4) Significantly    3) Very well    2) Moderately    1) Marginally    0) Not at all
9. The institution provides multiple opportunities to learn and grow.  
 4) Strongly agree    3) Agree    2) Neutral    1) Disagree    0) Strongly disagree
10. Teachers inform you about your expected competencies, course outcomes and programme outcomes.  
 4) Every time    3) Usually    2) Sometimes    1) Rarely    0) Never
11. Your mentor does a necessary follow-up with an assigned task to you.  
 4) Every time    3) Usually    2) Sometimes    1) Rarely    0) I don't have a mentor
12. The teachers illustrate the concepts through examples and applications.  
 4) Every time    3) Usually    2) Sometimes    1) Rarely    0) Never
13. The teachers identify your strengths and encourage you with providing right level of challenges.  
 4) Fully    3) Reasonably    2) Partially    1) Slightly    0) Unable to
14. Teachers are able to identify your weaknesses and help you to overcome them.  
 4) Every time    3) Usually    2) Sometimes    1) Rarely    0) Never
15. The institution makes effort to engage students in the monitoring, review and continuous quality improvement of the teaching learning process.  
 4) Strongly agree    3) Agree    2) Neutral    1) Disagree    0) Strongly disagree
16. The institute/teachers use student centric methods, such as experiential learning, participative learning and problem solving methodologies for enhancing learning experiences.  
 4) To a great extent    3) Moderate    2) Somewhat    1) Very little    0) Not at all
17. Teachers encourage you to participate in extracurricular activities.  
 4) Strongly agree     3) Agree    2) Neutral    1) Disagree    0) Strongly disagree
18. Efforts are made by the institute/teachers to inculcate soft skills, life skills and employability skills to make you ready for the world of work.  
 4) To a great extent     3) Moderate    2) Somewhat    1) Very little    0) Not at all
19. What percentage of teachers use ICT tools such as LCD projector, Multimedia, etc. while teaching.  
 4) Above 90%    3) 70 – 89%    2) 50 – 69%    1) 30 – 49%    0) Below 29%
20. The overall quality of teaching-learning process in your institute is very good.  
 4) Strongly agree    3) Agree    2) Neutral    1) Disagree    0) Strongly disagree
21. Give three observation / suggestions to improve the overall teaching – learning experience in your institution.

- a)
- b) *play ground very small*
- c) *auditorium closing*

*Dr. Lakshmi*  
 PRINCIPAL  
 N.S. Science & Arts College  
 Bhadrawati, Dist-Chandrapur

Bhadrawati Shikshan Sanstha, Bhadrawati  
Nilkanthrao Shinde Science & Arts College, Bhadrawati, Dist. Chandrapur  
Student Satisfaction Survey- Academic Session 2021-2022

**Guidelines for Students**

As per the format and the direction of NAAC (National Assessment and accreditation council) Bangalore, our college is conducting a student satisfaction survey regarding Teaching-learning and Evaluation, Which will help to upgrade the quality in higher education. A student will have to respond to all the questions given in the following format with her/his sincere effort and thought.

Her/his identity will not be revealed.

A) Please confirm this is the first and only time you answer this survey. Yes / No  Yes /  No

B) Name of Students (Optional) ... Poo. Kshita ... C. ... K. K. D. ... Gender: M / F  M /  F

C) Class .. Bsc. ... 3<sup>rd</sup> ... Faculty: Science / Arts  Science /  Arts

Subject Offered ... Chemistry ...

**Instructions to fill the questionnaire**

- All questions should be compulsorily attempted.
- Each question has five responses, choose the most appropriate one.
- The response to the qualitative question no. 21 is student's opportunity to give suggestions or improvements; she/he can also mention weaknesses of the institute here. (Kindly restrict your response to teaching learning process only)

**Teaching-Learning and Evaluation**  
**Student Satisfaction Survey on Teaching Learning Process**

Following are questions for online student satisfaction survey regarding teaching Learning process.

1. How much of the syllabus was covered in the class?  
 4) 85 to 100%      3) 70 to 84%      2) 55 to 69%      1) 30 to 54%      0) Below 30%
2. How well did the teachers prepare for the classes?  
 4) Thoroughly      3) Satisfactorily      2) Poorly      1) Indifferently      0) Won't teach at all
3. How well were the teachers able to communicate?  
 4) Always effective      3) Sometimes effective      2) Just satisfactorily      1) Generally effective      0) Very Poor
4. The teacher's approach to teaching can best be described as  
4) Excellent      3) Very good      2) Good      1) Fair      0) Poor
5. Fairness of the internal evaluation process by the teachers.  
 4) Always fair      3) Usually fair      2) Sometimes unfair      1) Usually unfair      0) Unfair
6. Was your performance in assignments discussed with you?  
 4) Every time      3) Usually      2) Sometimes      1) Rarely      0) Never
7. The institute takes active interest in promoting internship, Student exchange and field visit opportunities for students.  
 4) Regularly      3) Often      2) Sometimes      1) Rarely      0) Never

  
Dr. L.S. Ladke  
PRINCIPAL  
N.S. Science & Arts College  
Bhadrawati, Dist- Chandrapur



8. The teaching and mentoring process in your institution facilitates you in cognitive, social and emotional growth.  
 4) Significantly    3) Very well    2) Moderately    1) Marginally    0) Not at all
9. The institution provides multiple opportunities to learn and grow.  
 4) Strongly agree    3) Agree    2) Neutral    1) Disagree    0) Strongly disagree
10. Teachers inform you about your expected competencies, course outcomes and programme outcomes.  
 4) Every time    3) Usually    2) Sometimes    1) Rarely    0) Never
11. Your mentor does a necessary follow-up with an assigned task to you.  
 4) Every time    3) Usually    2) Sometimes    1) Rarely    0) I don't have a mentor
12. The teachers illustrate the concepts through examples and applications.  
 4) Every time    3) Usually    2) Sometimes    1) Rarely    0) Never
13. The teachers identify your strengths and encourage you with providing right level of challenges.  
 4) Fully    3) Reasonably    2) Partially    1) Slightly    0) Unable to
14. Teachers are able to identify your weaknesses and help you to overcome them.  
 4) Every time    3) Usually    2) Sometimes    1) Rarely    0) Never
15. The institution makes effort to engage students in the monitoring, review and continuous quality improvement of the teaching learning process.  
 4) Strongly agree     3) Agree    2) Neutral    1) Disagree    0) Strongly disagree
16. The institute/teachers use student centric methods, such as experiential learning, participative learning and problem solving methodologies for enhancing learning experiences.  
 4) To a great extent     3) Moderate    2) Somewhat    1) Very little    0) Not at all
17. Teachers encourage you to participate in extracurricular activities.  
 4) Strongly agree    3) Agree    2) Neutral    1) Disagree    0) Strongly disagree
18. Efforts are made by the institute/teachers to inculcate soft skills, life skills and employability skills to make you ready for the world of work.  
 4) To a great extent    3) Moderate    2) Somewhat    1) Very little    0) Not at all
19. What percentage of teachers use ICT tools such as LCD projector, Multimedia, etc. while teaching.  
 4) Above 90%     3) 70 - 89%    2) 50 - 69%    1) 30 - 49%    0) Below 29%
20. The overall quality of teaching-learning process in your institute is very good.  
 4) Strongly agree    3) Agree    2) Neutral    1) Disagree    0) Strongly disagree
21. Give three observation / suggestions to improve the overall teaching – learning experience in your institution.

- a) Teachers should improve teaching in some subjects.
- b) Improvement in library.
- c)

*Ladke*  
**Dr. L.S. Ladke**  
 PRINCIPAL  
 N.S. Science & Arts College  
 Bhadrawati, Dist-Chandrapur

Bhadrawati Shikshan Sanstha, Bhadrawati  
Nilkanthrao Shinde Science & Arts College, Bhadrawati, Dist. Chandrapur  
Student Satisfaction Survey- Academic Session 2021-2022

**Guidelines for Students**

As per the format and the direction of NAAC (National Assessment and accreditation council) Bangalore, our college is conducting a student satisfaction survey regarding Teaching-learning and Evaluation, Which will help to upgrade the quality in higher education. A student will have to respond to all the questions given in the following format with her/his sincere effort and thought.

Her/his identity will not be revealed.

A) Please confirm this is the first and only time you answer this survey. Yes / No  Yes  No

B) Name of Students (Optional) Aftin Irfan Sheikh ..... Gender: M / F  M  F

C) Class BSc. III year ..... Faculty: Science / Arts  Science  Arts

Subject Offered Chemistry, Zoology, Microbiology .....

**Instructions to fill the questionnaire**

- All questions should be compulsorily attempted.
- Each question has five responses, choose the most appropriate one.
- The response to the qualitative question no. 21 is student's opportunity to give suggestions or improvements; she/he can also mention weaknesses of the institute here. (Kindly restrict your response to teaching learning process only)

**Teaching-Learning and Evaluation**  
**Student Satisfaction Survey on Teaching Learning Process**

Following are questions for online student satisfaction survey regarding teaching Learning process.

1. How much of the syllabus was covered in the class?  
 4) 85 to 100%     3) 70 to 84%     2) 55 to 69%     1) 30 to 54%     0) Below 30%
2. How well did the teachers prepare for the classes?  
 4) Thoroughly     3) Satisfactorily     2) Poorly     1) Indifferently     0) Won't teach at all
3. How well were the teachers able to communicate?  
 4) Always effective     3) Sometimes effective     2) Just satisfactorily     1) Generally effective     0) Very Poor
4. The teacher's approach to teaching can best be described as  
 4) Excellent     3) Very good     2) Good     1) Fair     0) Poor
5. Fairness of the internal evaluation process by the teachers.  
 4) Always fair     3) Usually fair     2) Sometimes unfair     1) Usually unfair     0) Unfair
6. Was your performance in assignments discussed with you?  
 4) Every time     3) Usually     2) Sometimes     1) Rarely     0) Never
7. The institute takes active interest in promoting internship, Student exchange and field visit opportunities for students.  
 4) Regularly     3) Often     2) Sometimes     1) Rarely     0) Never

  
Dr. L.S. Ladke  
PRINCIPAL

N.S. Science & Arts College  
Bhadrawati, Dist-Chandrapur



8. The teaching and mentoring process in your institution facilitates you in cognitive, social and emotional growth.  
 4) Significantly  3) Very well 2) Moderately 1) Marginally 0) Not at all
9. The institution provides multiple opportunities to learn and grow.  
 4) Strongly agree 3) Agree  2) Neutral 1) Disagree 0) Strongly disagree
10. Teachers inform you about your expected competencies, course outcomes and programme outcomes.  
 4) Every time 3) Usually 2) Sometimes 1) Rarely 0) Never
11. Your mentor does a necessary follow-up with an assigned task to you.  
 4) Every time 3) Usually 2) Sometimes 1) Rarely 0) I don't have a mentor
12. The teachers illustrate the concepts through examples and applications.  
 4) Every time 3) Usually 2) Sometimes 1) Rarely 0) Never
13. The teachers identify your strengths and encourage you with providing right level of challenges.  
 4) Fully 3) Reasonably 2) Partially 1) Slightly 0) Unable to
14. Teachers are able to identify your weaknesses and help you to overcome them.  
 4) Every time 3) Usually 2) Sometimes 1) Rarely 0) Never
15. The institution makes effort to engage students in the monitoring, review and continuous quality improvement of the teaching learning process.  
 4) Strongly agree 3) Agree 2) Neutral 1) Disagree 0) Strongly disagree
16. The institute/teachers use student centric methods, such as experiential learning, participative learning and problem solving methodologies for enhancing learning experiences.  
 4) To a great extent 3) Moderate 2) Somewhat 1) Very little 0) Not at all
17. Teachers encourage you to participate in extracurricular activities.  
 4) Strongly agree 3) Agree 2) Neutral 1) Disagree 0) Strongly disagree
18. Efforts are made by the institute/teachers to inculcate soft skills, life skills and employability skills to make you ready for the world of work.  
 4) To a great extent  3) Moderate 2) Somewhat 1) Very little 0) Not at all
19. What percentage of teachers use ICT tools such as LCD projector, Multimedia, etc. while teaching.  
 4) Above 90% 3) 70 – 89% 2) 50 – 69% 1) 30 – 49% 0) Below 29%
20. The overall quality of teaching-learning process in your institute is very good.  
 4) Strongly agree 3) Agree 2) Neutral 1) Disagree 0) Strongly disagree
21. Give three observation / suggestions to improve the overall teaching – learning experience in your institution.

- a) Books should be increased in Library.
- b) Proper desk should be available in classroom.
- c) Sport Activity should be taken.

*Sladke*

Dr. L.S. Ladke  
PRINCIPAL

N.S. Science & Arts College  
Bhadrawati, Dist-Chandrapur

Bhadrawati Shikshan Sanstha, Bhadrawati  
**Nilkanthrao Shinde Science & Arts College, Bhadrawati, Dist. Chandrapur**  
**Student Satisfaction Survey- Academic Session 2021-2022**

**Guidelines for Students**

As per the format and the direction of NAAC (National Assessment and accreditation council) Bangalore, our college is conducting a student satisfaction survey regarding Teaching-learning and Evaluation, Which will help to upgrade the quality in higher education. A student will have to respond to all the questions given in the following format with her/his sincere effort and thought.

Her/his identity will not be revealed.

A) Please confirm this is the first and only time you answer this survey. Yes / No

B) Name of Students (Optional) ... Dushala Rankrishna Nakshine ..... Gender: M /  F

C) Class ... B.A.I. Year ... Faculty: Science / Arts

Subject Offered ... Marathi, English, Geography, History, Sociology


**Instructions to fill the questionnaire**

- All questions should be compulsorily attempted.
- Each question has five responses, choose the most appropriate one.
- The response to the qualitative question no. 21 is student's opportunity to give suggestions or improvements; she/he can also mention weaknesses of the institute here. (Kindly restrict your response to teaching learning process only)

**Teaching-Learning and Evaluation**  
**Student Satisfaction Survey on Teaching Learning Process**

Following are questions for online student satisfaction survey regarding teaching Learning process.

1. How much of the syllabus was covered in the class?  
 1) 85 to 100%     2) 70 to 84%     3) 55 to 69%     4) 30 to 54%     5) Below 30%
2. How well did the teachers prepare for the classes?  
  1) Thoroughly     2) Satisfactorily     3) Poorly     4) Indifferently     5) Won't teach at all
3. How well were the teachers able to communicate?  
 1) Always effective     2) Sometimes effective     3) Just satisfactorily     4) Generally effective     5) Very Poor
4. The teacher's approach to teaching can best be described as  
 1) Excellent     2) Very good     3) Good     4) Fair     5) Poor
5. Fairness of the internal evaluation process by the teachers.  
 1) Always fair     2) Usually fair     3) Sometimes unfair     4) Usually unfair     5) Unfair
6. Was your performance in assignments discussed with you?  
 1) Every time     2) Usually     3) Sometimes     4) Rarely     5) Never
7. The institute takes active interest in promoting internship, Student exchange and field visit opportunities for students.  
 1) Regularly     2) Often     3) Sometimes     4) Rarely     5) Never

  
**Dr. L.S. Ladke**  
PRINCIPAL  
N.S. Science & Arts College  
Bhadrawati, Dist-Chandrapur



8. The teaching and mentoring process in your institution facilitates you in cognitive, social and emotional growth.  
 4) Significantly    3) Very well    2) Moderately    1) Marginally    0) Not at all
9. The institution provides multiple opportunities to learn and grow.  
 4) Strongly agree    3) Agree    2) Neutral    1) Disagree    0) Strongly disagree
10. Teachers inform you about your expected competencies, course outcomes and programme outcomes.  
 4) Every time    3) Usually    2) Sometimes    1) Rarely    0) Never
11. Your mentor does a necessary follow-up with an assigned task to you.  
 4) Every time    3) Usually    2) Sometimes    1) Rarely    0) I don't have a mentor
12. The teachers illustrate the concepts through examples and applications.  
 4) Every time    3) Usually    2) Sometimes    1) Rarely    0) Never
13. The teachers identify your strengths and encourage you with providing right level of challenges.  
 4) Fully    3) Reasonably    2) Partially    1) Slightly    0) Unable to
14. Teachers are able to identify your weaknesses and help you to overcome them.  
 4) Every time    3) Usually    2) Sometimes    1) Rarely    0) Never
15. The institution makes effort to engage students in the monitoring, review and continuous quality improvement of the teaching learning process.  
 4) Strongly agree    3) Agree    2) Neutral    1) Disagree    0) Strongly disagree
16. The institute/teachers use student centric methods, such as experiential learning, participative learning and problem solving methodologies for enhancing learning experiences.  
 4) To a great extent    3) Moderate    2) Somewhat    1) Very little    0) Not at all
17. Teachers encourage you to participate in extracurricular activities.  
 4) Strongly agree    3) Agree    2) Neutral    1) Disagree    0) Strongly disagree
18. Efforts are made by the institute/teachers to inculcate soft skills, life skills and employability skills to make you ready for the world of work.  
 4) To a great extent    3) Moderate    2) Somewhat    1) Very little    0) Not at all
19. What percentage of teachers use ICT tools such as LCD projector, Multimedia, etc. while teaching.  
 4) Above 90%    3) 70 – 89%    2) 50 – 69%    1) 30 – 49%    0) Below 29%
20. The overall quality of teaching-learning process in your institute is very good.  
 4) Strongly agree    3) Agree    2) Neutral    1) Disagree    0) Strongly disagree
21. Give three observation / suggestions to improve the overall teaching – learning experience in your institution.

- a) *Play ground development.*
- b)
- c)

*Sladke*  
**Dr. L.S. Ladke**  
 PRINCIPAL  
 N.S. Science & Arts College  
 Bhadrawati, Dist-Chandrapur

Bhadrawati Shikshan Sanstha, Bhadrawati  
Nilkanthrao Shinde Science & Arts College, Bhadrawati, Dist. Chandrapur  
Student Satisfaction Survey- Academic Session 2021-2022

**Guidelines for Students**

As per the format and the direction of NAAC (National Assessment and accreditation council) Bangalore, our college is conducting a student satisfaction survey regarding Teaching-learning and Evaluation, Which will help to upgrade the quality in higher education. A student will have to respond to all the questions given in the following format with her/his sincere effort and thought.

Her/his identity will not be revealed.

A) Please confirm this is the first and only time you answer this survey. Yes / No

B) Name of Students (Optional) Sakshi Pundalik Gadam Gender: M / F

C) Class B.A. 1st Year Faculty: Science / Arts

Subject Offered English, Marathi, History, Geography, Sociology


**Instructions to fill the questionnaire**

- All questions should be compulsorily attempted.
- Each question has five responses, choose the most appropriate one.
- The response to the qualitative question no. 21 is student's opportunity to give suggestions or improvements; she/he can also mention weaknesses of the institute here. (Kindly restrict your response to teaching learning process only)

**Teaching-Learning and Evaluation  
Student Satisfaction Survey on Teaching Learning Process**

Following are questions for online student satisfaction survey regarding teaching Learning process.

1. How much of the syllabus was covered in the class?  
 4) 85 to 100%      3) 70 to 84%      2) 55 to 69%      1) 30 to 54%      0) Below 30%
2. How well did the teachers prepare for the classes?  
  4) Thoroughly      3) Satisfactorily      2) Poorly      1) Indifferently      0) Won't teach at all
3. How well were the teachers able to communicate?  
 4) Always effective      3) Sometimes effective      2) Just satisfactorily      1) Generally effective      0) Very Poor
4. The teacher's approach to teaching can best be described as  
 4) Excellent      3) Very good      2) Good      1) Fair      0) Poor
5. Fairness of the internal evaluation process by the teachers.  
 4) Always fair      3) Usually fair      2) Sometimes unfair      1) Usually unfair      0) Unfair
6. Was your performance in assignments discussed with you?  
 4) Every time      3) Usually      2) Sometimes      1) Rarely      0) Never
7. The institute takes active interest in promoting internship, Student exchange and field visit opportunities for students.  
 4) Regularly      3) Often      2) Sometimes      1) Rarely      0) Never

  
PRINCIPAL  
N.S. Science & Arts College  
Bhadrawati, Dist-Chandrapur



8. The teaching and mentoring process in your institution facilitates you in cognitive, social and emotional growth.  
 4) Significantly    3) Very well    2) Moderately    1) Marginally    0) Not at all
9. The institution provides multiple opportunities to learn and grow.  
 4) Strongly agree    3) Agree    2) Neutral    1) Disagree    0) Strongly disagree
10. Teachers inform you about your expected competencies, course outcomes and programme outcomes.  
 4) Every time    3) Usually    2) Sometimes    1) Rarely    0) Never
11. Your mentor does a necessary follow-up with an assigned task to you.  
 4) Every time    3) Usually    2) Sometimes    1) Rarely    0) I don't have a mentor
12. The teachers illustrate the concepts through examples and applications.  
 4) Every time    3) Usually    2) Sometimes    1) Rarely    0) Never
13. The teachers identify your strengths and encourage you with providing right level of challenges.  
 4) Fully    3) Reasonably    2) Partially    1) Slightly    0) Unable to
14. Teachers are able to identify your weaknesses and help you to overcome them.  
 4) Every time    3) Usually    2) Sometimes    1) Rarely    0) Never
15. The institution makes effort to engage students in the monitoring, review and continuous quality improvement of the teaching learning process.  
 4) Strongly agree    3) Agree    2) Neutral    1) Disagree    0) Strongly disagree
16. The institute/teachers use student centric methods, such as experiential learning, participative learning and problem solving methodologies for enhancing learning experiences.  
 4) To a great extent    3) Moderate    2) Somewhat    1) Very little    0) Not at all
17. Teachers encourage you to participate in extracurricular activities.  
 4) Strongly agree    3) Agree    2) Neutral    1) Disagree    0) Strongly disagree
18. Efforts are made by the institute/teachers to inculcate soft skills, life skills and employability skills to make you ready for the world of work.  
 4) To a great extent    3) Moderate    2) Somewhat    1) Very little    0) Not at all
19. What percentage of teachers use ICT tools such as LCD projector, Multimedia, etc. while teaching.  
 4) Above 90%    3) 70 – 89%    2) 50 – 69%    1) 30 – 49%    0) Below 29%
20. The overall quality of teaching-learning process in your institute is very good.  
 4) Strongly agree    3) Agree    2) Neutral    1) Disagree    0) Strongly disagree
21. Give three observation / suggestions to improve the overall teaching – learning experience in your institution.

- a) Play ground development.
- b)
- c)

*Ladke*  
**Dr. L.S. Ladke**  
 PRINCIPAL  
 N.S. Science & Arts College  
 Bhadrawati, Dist-Chandrapur

Bhadrawati Shikshan Sanstha, Bhadrawati  
Nilkanthrao Shinde Science & Arts College, Bhadrawati, Dist. Chandrapur  
Student Satisfaction Survey- Academic Session 2021-2022

**Guidelines for Students**

As per the format and the direction of NAAC (National Assessment and accreditation council) Bangalore, our college is conducting a student satisfaction survey regarding Teaching-learning and Evaluation, Which will help to upgrade the quality in higher education. A student will have to respond to all the questions given in the following format with her/his sincere effort and thought.

Her/his identity will not be revealed.

A) Please confirm this is the first and only time you answer this survey. Yes / No

B) Name of Students (Optional) Mishal Madhukar Kadam Gender: M / F

C) Class B.A. 1st year Faculty: Science / Arts

Subject Offered Mar. Eng.


**Instructions to fill the questionnaire**

- All questions should be compulsorily attempted.
- Each question has five responses, choose the most appropriate one.
- The response to the qualitative question no. 21 is student's opportunity to give suggestions or improvements; she/he can also mention weaknesses of the institute here. (Kindly restrict your response to teaching learning process only)

**Teaching-Learning and Evaluation**  
**Student Satisfaction Survey on Teaching Learning Process**

Following are questions for online student satisfaction survey regarding teaching Learning process.

1. How much of the syllabus was covered in the class?  
 4) 85 to 100%    3) 70 to 84%    2) 55 to 69%    1) 30 to 54%    0) Below 30%
2. How well did the teachers prepare for the classes?  
 4) Thoroughly    3) Satisfactorily    2) Poorly    1) Indifferently    0) Won't teach at all
3. How well were the teachers able to communicate?  
4) Always effective    3) Sometimes effective    2) Just satisfactorily    1) Generally effective    0) Very Poor
4. The teacher's approach to teaching can best be described as  
 4) Excellent    3) Very good    2) Good    1) Fair    0) Poor
5. Fairness of the internal evaluation process by the teachers.  
 4) Always fair    3) Usually fair    2) Sometimes unfair    1) Usually unfair    0) Unfair
6. Was your performance in assignments discussed with you?  
 4) Every time    3) Usually    2) Sometimes    1) Rarely    0) Never
7. The institute takes active interest in promoting internship, Student exchange and field visit opportunities for students.  
 4) Regularly    3) Often    2) Sometimes    1) Rarely    0) Never

  
Dr. L. S. Ladke  
PRINCIPAL  
N.S. Science & Arts College  
Bhadrawati, Dist-Chandrapur



8. The teaching and mentoring process in your institution facilitates you in cognitive, social and emotional growth.  
 4) Significantly    3) Very well    2) Moderately    1) Marginally    0) Not at all
9. The institution provides multiple opportunities to learn and grow.  
 4) Strongly agree    3) Agree    2) Neutral    1) Disagree    0) Strongly disagree
10. Teachers inform you about your expected competencies, course outcomes and programme outcomes.  
 4) Every time    3) Usually    2) Sometimes    1) Rarely    0) Never
11. Your mentor does a necessary follow-up with an assigned task to you.  
 4) Every time    3) Usually    2) Sometimes    1) Rarely    0) I don't have a mentor
12. The teachers illustrate the concepts through examples and applications.  
 4) Every time    3) Usually    2) Sometimes    1) Rarely    0) Never
13. The teachers identify your strengths and encourage you with providing right level of challenges.  
 4) Fully    3) Reasonably    2) Partially    1) Slightly    0) Unable to
14. Teachers are able to identify your weaknesses and help you to overcome them.  
 4) Every time    3) Usually    2) Sometimes    1) Rarely    0) Never
15. The institution makes effort to engage students in the monitoring, review and continuous quality improvement of the teaching learning process.  
 4) Strongly agree    3) Agree    2) Neutral    1) Disagree    0) Strongly disagree
16. The institute/teachers use student centric methods, such as experiential learning, participative learning and problem solving methodologies for enhancing learning experiences.  
 4) To a great extent    3) Moderate    2) Somewhat    1) Very little    0) Not at all
17. Teachers encourage you to participate in extracurricular activities.  
 4) Strongly agree    3) Agree    2) Neutral    1) Disagree    0) Strongly disagree
18. Efforts are made by the institute/teachers to inculcate soft skills, life skills and employability skills to make you ready for the world of work.  
 4) To a great extent    3) Moderate    2) Somewhat    1) Very little    0) Not at all
19. What percentage of teachers use ICT tools such as LCD projector, Multimedia, etc. while teaching.  
 3) 70 - 89%    4) Above 90%    2) 50 - 69%    1) 30 - 49%    0) Below 29%
20. The overall quality of teaching-learning process in your institute is very good.  
 3) Agree    4) Strongly agree    2) Neutral    1) Disagree    0) Strongly disagree
21. Give three observation / suggestions to improve the overall teaching - learning experience in your institution.

- a) *class room communication should be improved*
- b) *more*
- c)

*Ladke*  
**Dr. L.S. Ladke**  
 PRINCIPAL  
 N.S. Science & Arts College  
 Bhadrawati, Dist-Chandrapur

Bhadrawati Shikshan Sanstha, Bhadrawati  
Nilkanthrao Shinde Science & Arts College, Bhadrawati, Dist. Chandrapur  
Student Satisfaction Survey- Academic Session 2021-2022

**Guidelines for Students**

As per the format and the direction of NAAC (National Assessment and accreditation council) Bangalore, our college is conducting a student satisfaction survey regarding Teaching-learning and Evaluation, Which will help to upgrade the quality in higher education. A student will have to respond to all the questions given in the following format with her/his sincere effort and thought.

Her/his identity will not be revealed.

A) Please confirm this is the first and only time you answer this survey.  Yes / No

B) Name of Students (Optional) ... Ankita Randae ..... Gender: M /  F

C) Class ... B: AIII ..... Faculty: Science / Arts

Subject Offered ... English, Marathi, History, Geography, Sociology.

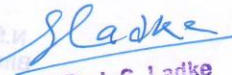
**Instructions to fill the questionnaire**

- All questions should be compulsorily attempted.
- Each question has five responses, choose the most appropriate one.
- The response to the qualitative question no. 21 is student's opportunity to give suggestions or improvements; she/he can also mention weaknesses of the institute here. (Kindly restrict your response to teaching learning process only)

**Teaching-Learning and Evaluation  
Student Satisfaction Survey on Teaching Learning Process**

Following are questions for online student satisfaction survey regarding teaching Learning process.

1. How much of the syllabus was covered in the class?  
 4) 85 to 100%      3) 70 to 84%      2) 55 to 69%      1) 30 to 54%      0) Below 30%
2. How well did the teachers prepare for the classes?  
 4) Thoroughly      3) Satisfactorily      2) Poorly      1) Indifferently      0) Won't teach at all
3. How well were the teachers able to communicate?  
 4) Always effective      3) Sometimes effective      2) Just satisfactorily      1) Generally effective      0) Very Poor
4. The teacher's approach to teaching can best be described as  
 4) Excellent      3) Very good      2) Good      1) Fair      0) Poor
5. Fairness of the internal evaluation process by the teachers.  
 4) Always fair      3) Usually fair      2) Sometimes unfair      1) Usually unfair      0) Unfair
6. Was your performance in assignments discussed with you?  
 4) Every time      3) Usually      2) Sometimes      1) Rarely      0) Never
7. The institute takes active interest in promoting internship, Student exchange and field visit opportunities for students.  
 4) Regularly      3) Often      2) Sometimes      1) Rarely      0) Never

  
Dr. L. S. Ladke  
PRINCIPAL  
N.S. Science & Arts College  
Bhadrawati, Dist. Chandrapur



8. The teaching and mentoring process in your institution facilitates you in cognitive, social and emotional growth.  
 4) Significantly    3) Very well    2) Moderately    1) Marginally    0) Not at all
9. The institution provides multiple opportunities to learn and grow.  
 4) Strongly agree    3) Agree    2) Neutral    1) Disagree    0) Strongly disagree
10. Teachers inform you about your expected competencies, course outcomes and programme outcomes.  
 4) Every time    3) Usually    2) Sometimes    1) Rarely    0) Never
11. Your mentor does a necessary follow-up with an assigned task to you.  
 4) Every time    3) Usually    2) Sometimes    1) Rarely    0) I don't have a mentor
12. The teachers illustrate the concepts through examples and applications.  
 4) Every time    3) Usually    2) Sometimes    1) Rarely    0) Never
13. The teachers identify your strengths and encourage you with providing right level of challenges.  
 4) Fully    3) Reasonably    2) Partially    1) Slightly    0) Unable to
14. Teachers are able to identify your weaknesses and help you to overcome them.  
 4) Every time    3) Usually    2) Sometimes    1) Rarely    0) Never
15. The institution makes effort to engage students in the monitoring, review and continuous quality improvement of the teaching learning process.  
 4) Strongly agree    3) Agree    2) Neutral    1) Disagree    0) Strongly disagree
16. The institute/teachers use student centric methods, such as experiential learning, participative learning and problem solving methodologies for enhancing learning experiences.  
 4) To a great extent    3) Moderate    2) Somewhat    1) Very little    0) Not at all
17. Teachers encourage you to participate in extracurricular activities.  
 4) Strongly agree    3) Agree    2) Neutral    1) Disagree    0) Strongly disagree
18. Efforts are made by the institute/teachers to inculcate soft skills, life skills and employability skills to make you ready for the world of work.  
 4) To a great extent    3) Moderate    2) Somewhat    1) Very little    0) Not at all
19. What percentage of teachers use ICT tools such as LCD projector, Multimedia, etc. while teaching.  
 4) Above 90%    3) 70 – 89%    2) 50 – 69%    1) 30 – 49%    0) Below 29%
20. The overall quality of teaching-learning process in your institute is very good.  
 4) Strongly agree    3) Agree    2) Neutral    1) Disagree    0) Strongly disagree
21. Give three observation / suggestions to improve the overall teaching – learning experience in your institution.

- a)  
 b)  
 c)

*Sladke*  
 Dr. L.S. Ladke  
 PRINCIPAL  
 N.S. Science & Arts College  
 Bhadrawati, Dist-Chandrapur

Bhadrawati Shikshan Sanstha, Bhadrawati  
Nilkanthrao Shinde Science & Arts College, Bhadrawati, Dist. Chandrapur  
Student Satisfaction Survey- Academic Session 2021-2022

**Guidelines for Students**

As per the format and the direction of NAAC (National Assessment and accreditation council) Bangalore, our college is conducting a student satisfaction survey regarding Teaching-learning and Evaluation, Which will help to upgrade the quality in higher education. A student will have to respond to all the questions given in the following format with her/his sincere effort and thought.

Her/his identity will not be revealed.

A) Please confirm this is the first and only time you answer this survey. Yes / No

B) Name of Students (Optional) Priya Sonane ..... Gender: M / F

C) Class B.A.III ..... Faculty: Science / Arts

Subject Offered Eng. Mar., HRS, Soc. Geo .....


**Instructions to fill the questionnaire**

- All questions should be compulsorily attempted.
- Each question has five responses, choose the most appropriate one.
- The response to the qualitative question no. 21 is student's opportunity to give suggestions or improvements; she/he can also mention weaknesses of the institute here. (Kindly restrict your response to teaching learning process only)

**Teaching-Learning and Evaluation**  
**Student Satisfaction Survey on Teaching Learning Process**

Following are questions for online student satisfaction survey regarding teaching Learning process.


1. How much of the syllabus was covered in the class?  
 4) 85 to 100%      3) 70 to 84%      2) 55 to 69%      1) 30 to 54%      0) Below 30%
2. How well did the teachers prepare for the classes?  
 4) Thoroughly      3) Satisfactorily      2) Poorly      1) Indifferently      0) Won't teach at all
3. How well were the teachers able to communicate?  
 4) Always effective      3) Sometimes effective      2) Just satisfactorily      1) Generally effective      0) Very Poor
4. The teacher's approach to teaching can best be described as  
 4) Excellent      3) Very good      2) Good      1) Fair      0) Poor
5. Fairness of the internal evaluation process by the teachers.  
 4) Always fair      3) Usually fair      2) Sometimes unfair      1) Usually unfair      0) Unfair
6. Was your performance in assignments discussed with you?  
 4) Every time      3) Usually      2) Sometimes      1) Rarely      0) Never
7. The institute takes active interest in promoting internship, Student exchange and field visit opportunities for students.  
 4) Regularly      3) Often      2) Sometimes      1) Rarely      0) Never

  
**Dr. L.S. Ladke**  
PRINCIPAL  
N.S. Science & Arts College  
Bhadrawati, Dist. Chandrapur



8. The teaching and mentoring process in your institution facilitates you in cognitive, social and emotional growth.  
 4) Significantly    3) Very well    2) Moderately    1) Marginally    0) Not at all
9. The institution provides multiple opportunities to learn and grow.  
 4) Strongly agree    3) Agree    2) Neutral    1) Disagree    0) Strongly disagree
10. Teachers inform you about your expected competencies, course outcomes and programme outcomes.  
 4) Every time    3) Usually    2) Sometimes    1) Rarely    0) Never
11. Your mentor does a necessary follow-up with an assigned task to you.  
 4) Every time    3) Usually    2) Sometimes    1) Rarely    0) I don't have a mentor
12. The teachers illustrate the concepts through examples and applications.  
 4) Every time    3) Usually    2) Sometimes    1) Rarely    0) Never
13. The teachers identify your strengths and encourage you with providing right level of challenges.  
 4) Fully    3) Reasonably    2) Partially    1) Slightly    0) Unable to
14. Teachers are able to identify your weaknesses and help you to overcome them.  
 4) Every time    3) Usually    2) Sometimes    1) Rarely    0) Never
15. The institution makes effort to engage students in the monitoring, review and continuous quality improvement of the teaching learning process.  
 4) Strongly agree    3) Agree    2) Neutral    1) Disagree    0) Strongly disagree
16. The institute/teachers use student centric methods, such as experiential learning, participative learning and problem solving methodologies for enhancing learning experiences.  
 4) To a great extent    3) Moderate    2) Somewhat    1) Very little    0) Not at all
17. Teachers encourage you to participate in extracurricular activities.  
 4) Strongly agree    3) Agree    2) Neutral    1) Disagree    0) Strongly disagree
18. Efforts are made by the institute/teachers to inculcate soft skills, life skills and employability skills to make you ready for the world of work.  
 4) To a great extent    3) Moderate    2) Somewhat    1) Very little    0) Not at all
19. What percentage of teachers use ICT tools such as LCD projector, Multimedia, etc. while teaching.  
 4) Above 90%    3) 70 – 89%    2) 50 – 69%    1) 30 – 49%    0) Below 29%
20. The overall quality of teaching-learning process in your institute is very good.  
 4) Strongly agree    3) Agree    2) Neutral    1) Disagree    0) Strongly disagree
21. Give three observation / suggestions to improve the overall teaching – learning experience in your institution.

- a)  
b)  
c)

  
**Dr. L.S. Ladke**  
 PRINCIPAL  
 N.S. Science & Arts College  
 Bhadrawati, Dist-Chandrapur

Bhadrawati Shikshan Sanstha, Bhadrawati  
Nilkanthrao Shinde Science & Arts College, Bhadrawati, Dist. Chandrapur  
Student Satisfaction Survey- Academic Session 2021-2022

**Guidelines for Students**

As per the format and the direction of NAAC (National Assessment and accreditation council) Bangalore, our college is conducting a student satisfaction survey regarding Teaching-learning and Evaluation, Which will help to upgrade the quality in higher education. A student will have to respond to all the questions given in the following format with her/his sincere effort and thought.

Her/his identity will not be revealed.

A) Please confirm this is the first and only time you answer this survey. Yes / No

B) Name of Students (Optional) Monalisa Ramteke ..... Gender: M / F

C) Class B.A. III ..... Faculty: Science / Arts

Subject Offered Eng, Mar, HRS, Geo, Soc .....

**Instructions to fill the questionnaire**

- All questions should be compulsorily attempted.
- Each question has five responses, choose the most appropriate one.
- The response to the qualitative question no. 21 is student's opportunity to give suggestions or improvements; she/he can also mention weaknesses of the institute here. (Kindly restrict your response to teaching learning process only)

**Teaching-Learning and Evaluation**  
**Student Satisfaction Survey on Teaching Learning Process**

Following are questions for online student satisfaction survey regarding teaching Learning process.

1. How much of the syllabus was covered in the class?  
 4) 85 to 100%      3) 70 to 84%      2) 55 to 69%      1) 30 to 54%      0) Below 30%
2. How well did the teachers prepare for the classes?  
 4) Thoroughly      3) Satisfactorily      2) Poorly      1) Indifferently      0) Won't teach at all
3. How well were the teachers able to communicate?  
 4) Always effective      3) Sometimes effective      2) Just satisfactorily      1) Generally effective      0) Very Poor
4. The teacher's approach to teaching can best be described as  
 4) Excellent      3) Very good      2) Good      1) Fair      0) Poor
5. Fairness of the internal evaluation process by the teachers.  
 4) Always fair      3) Usually fair      2) Sometimes unfair      1) Usually unfair      0) Unfair
6. Was your performance in assignments discussed with you?  
 4) Every time      3) Usually      2) Sometimes      1) Rarely      0) Never
7. The institute takes active interest in promoting internship, Student exchange and field visit opportunities for students.  
 4) Regularly      3) Often      2) Sometimes      1) Rarely      0) Never

  
N.S. Ladke  
PRINCIPAL  
N.S. Science & Arts College  
Bhadrawati, Dist. Ch.



Bhadrawati Shikshan Sanstha, Bhadrawati  
Nilkanthrao Shinde Science & Arts College, Bhadrawati, Dist. Chandrapur  
Student Satisfaction Survey- Academic Session 2021-2022

**Guidelines for Students**

As per the format and the direction of NAAC (National Assessment and accreditation council) Bangalore, our college is conducting a student satisfaction survey regarding Teaching-learning and Evaluation, Which will help to upgrade the quality in higher education. A student will have to respond to all the questions given in the following format with her/his sincere effort and thought.

Her/his identity will not be revealed.

A) Please confirm this is the first and only time you answer this survey. Yes / No

B) Name of Students (Optional) Shankar Ravi Battelwar Gender: M /

C) Class B.A. I<sup>st</sup> year Faculty: Science / Arts

Subject Offered English, Hindi, सिएल, समाजशास्त्र, भूगोल

**Instructions to fill the questionnaire**

- All questions should be compulsorily attempted.
- Each question has five responses, choose the most appropriate one.
- The response to the qualitative question no. 21 is student's opportunity to give suggestions or improvements; she/he can also mention weaknesses of the institute here. (Kindly restrict your response to teaching learning process only)

**Teaching-Learning and Evaluation  
Student Satisfaction Survey on Teaching Learning Process**

Following are questions for online student satisfaction survey regarding teaching Learning process.

1. How much of the syllabus was covered in the class?  
 4) 85 to 100%      3) 70 to 84%      2) 55 to 69%      1) 30 to 54%      0) Below 30%
2. How well did the teachers prepare for the classes?  
 4) Thoroughly      3) Satisfactorily      2) Poorly      1) Indifferently      0) Won't teach at all
3. How well were the teachers able to communicate?  
 4) Always effective      3) Sometimes effective      2) Just satisfactorily      1) Generally effective      0) Very Poor
4. The teacher's approach to teaching can best be described as  
 4) Excellent      3) Very good      2) Good      1) Fair      0) Poor
5. Fairness of the internal evaluation process by the teachers.  
 4) Always fair      3) Usually fair      2) Sometimes unfair      1) Usually unfair      0) Unfair
6. Was your performance in assignments discussed with you?  
 4) Every time      3) Usually      2) Sometimes      1) Rarely      0) Never
7. The institute takes active interest in promoting internship, Student exchange and field visit opportunities for students.  
 4) Regularly      3) Often      2) Sometimes      1) Rarely      0) Never

